

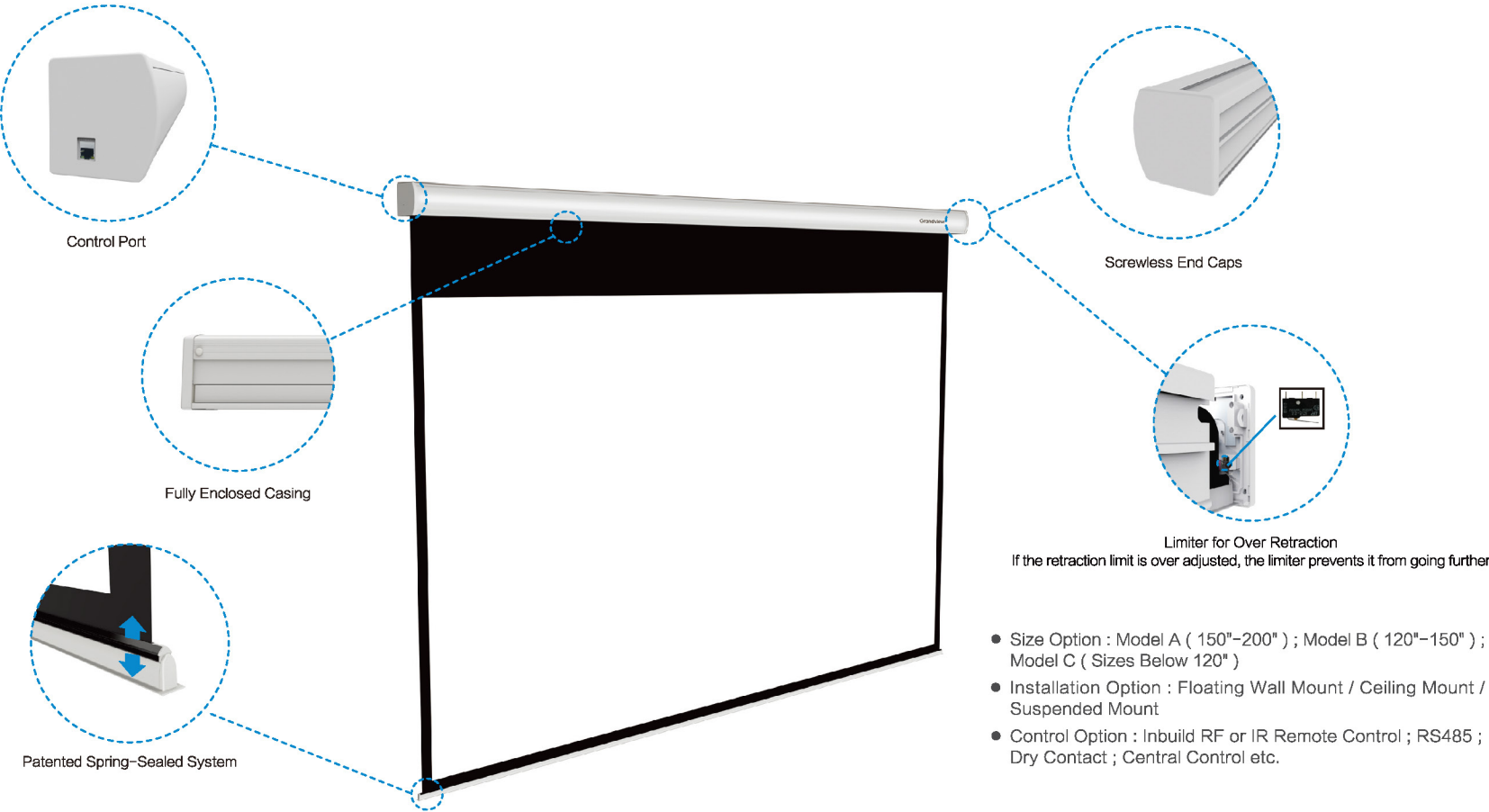
FANCY SERIES

Modern Minimalist Design

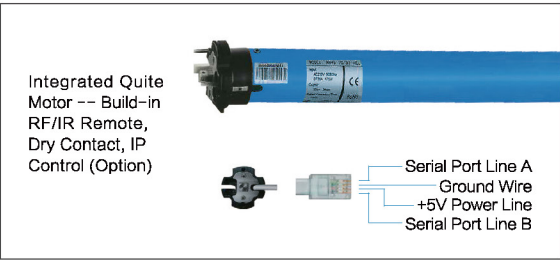
No matter what the installation environment is , Grandview Fancy Series is designed to integrate seamlessly with any type of decor. The new bottom bar's patented Spring-Sealed System feature ensures a smooth closure into the casing with an enclosed completely retraction.



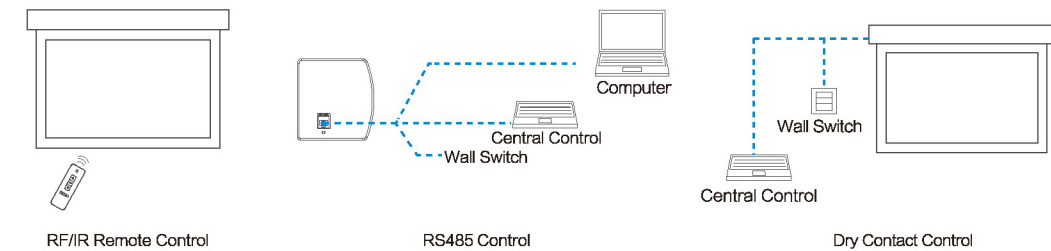
FANCY SERIES MOTORIZED SCREEN



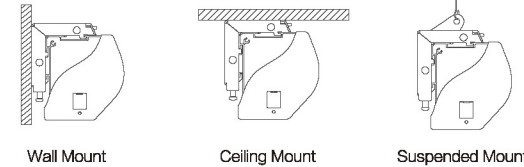
FANCY SERIES MOTORIZED SCREEN



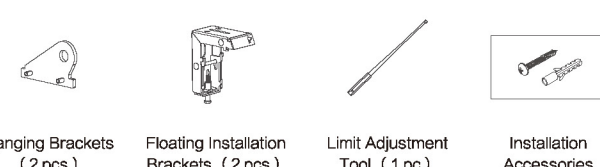
Control



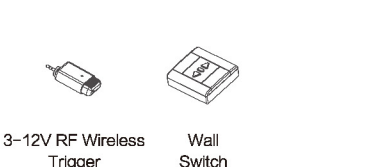
Installation



Standard Accessories


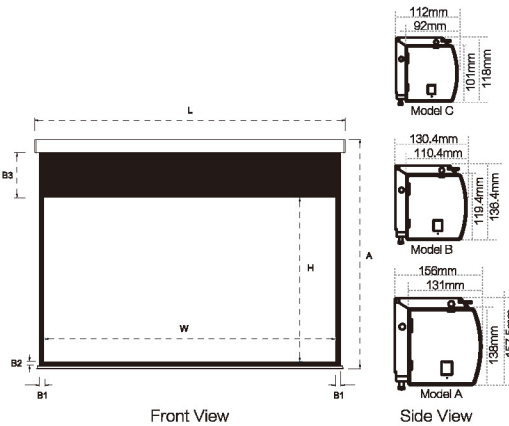


Optional Accessories



Specifications

FC-Mxx Motorized / FC-Mlxx Integrated Motorized / FC-MFxx Integrated RF Motorized											
Aspect Ratio	Diagonal (inch)	Viewing Area W x H (mm)	Overall Height A (mm)	Blackdrop B3 (mm)	L & R Border B1 (mm)	Overall Length L (mm)	Net Weight (Kg)	Power (W)	Casing Model A/B/C	Fabric Options: WM5	WP5
4:3	100"	2030x1524	1767	80	50	2216	14.8	98	C	●	●
	120"	2400x1800	2047	80	50	2586	17.3	98	C	●	●
	150"	3050x2286	2589	80	50	3231	27.4	98	B	●	●
	180"	3620x2715	3018	80	50	3805	37	175	A	●	●
	200"	4020x3015	3318	80	50	4205	48	175	A	●	●
16:9	92"	2030x1145	1948	650	50	2216	14.8	98	C	●	●
	100"	2214x1245	1948	550	50	2400	16.5	98	C	●	●
	106"	2340x1320	1973	500	50	2520	17.1	98	C	●	●
	120"	2656x1494	2047	400	50	2839	24.3	98	B	●	●
	150"	3320x1867	2390	300	50	3505	34.7	98	A	●	●
	180"	3984x2240	2763	300	50	4170	46.5	175	A	●	●
	200"	4020x3015	3318	80	50	4205	48	175	A	●	●

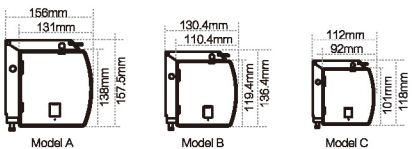


- Size Option : Model A (120"-150") ; Model B (100"-120")
- Installation Option : Floating Wall Mount / Ceiling Mount / Suspended Mount
- Control Option : Inbuild RF or IR Remote Control ; RS485 ; Dry Contact ; Central Control etc.

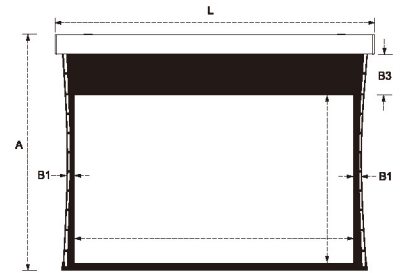
Tension Adjustment System

With a unique adjustable auto tension system, the screen surface is taut and tensioned at every point to ensure a perfect projection surface. If adjustment is needed, the hexagon knob can be turned to ensure there are no wrinkles, V waves or imperfections.

* Control options, installation and standard/optional accessories are the same as the Integrated Motorized screen



Side View



Front View

Specifications

Aspect Ratio	Diagonal (inch)	Viewing Area W x H (mm)	Overall Height A (mm)	Blackdrop B3 (mm)	L & R Border B1 (mm)	Overall Length L (mm)	Net Weight (Kg)	Power (W)	Casing Model B / C / D	Fabric Options: WW3WB5GG3RE3			
4 : 3	100"	2030x1524	2087	400	80	2386	14.8	98	B	●	●	●	●
	120"	2438x1829	2396	400	80	2796	17.3	98	B	●	●	●	●
	150"	3050x2286	2909	400	80	3401	27.4	98	A	●	●	●	●
	92"	2030x1145	1698	400	80	2386	14.8	98	B	●	●	●	●
16 : 9	100"	2214x1245	1798	400	80	2570	16.5	98	B	●	●	●	●
	106"	2340x1320	1873	400	80	2690	17.1	98	B	●	●	●	●
	120"	2656x1494	2047	400	80	3009	24.3	98	B	●	●	●	●
	150"	3320x1867	2490	400	80	3675	34.7	98	A	●	●	●	●