



**NEW**

FIXED FRAME SCREEN - CURVED

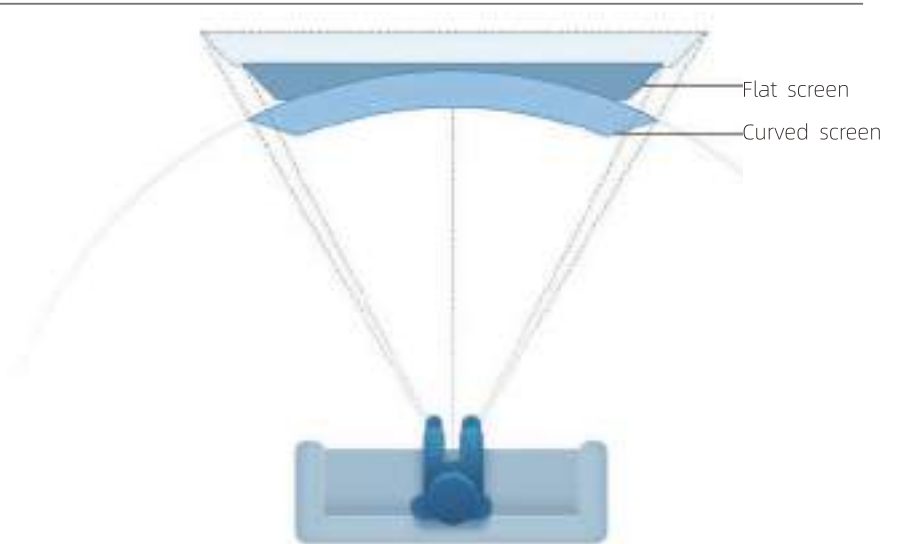
# ADVANTAGE FRIENDLY FEATURES



Black Electrostatic floating velvet



Patent Mount  
Unique fabric tension design  
Fast Installation in minutes



The curved fixed frame screen, curved screen is designed to improve image depth and perception while increasing brightness uniformity.



Use acoustically transparent perforated weave fabric front projection materia, It allows speaker placement behind while allowing an exceptional acoustically transparent performance.



Fabric : 4K Matte White.



1.0



Active 3D , 4K ULTRA HD, and HDR Ready.



180° Viewing Angle for wide diffusion uniformity



Black backing eliminates light penetration for greater picture clarity .



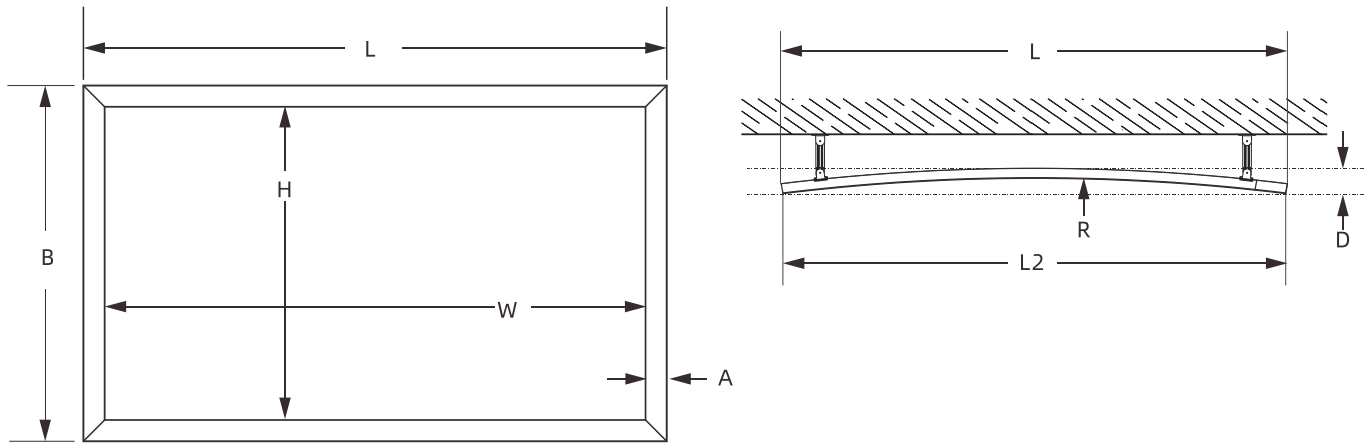
Outstanding Picture quality. Resolution or brightness.



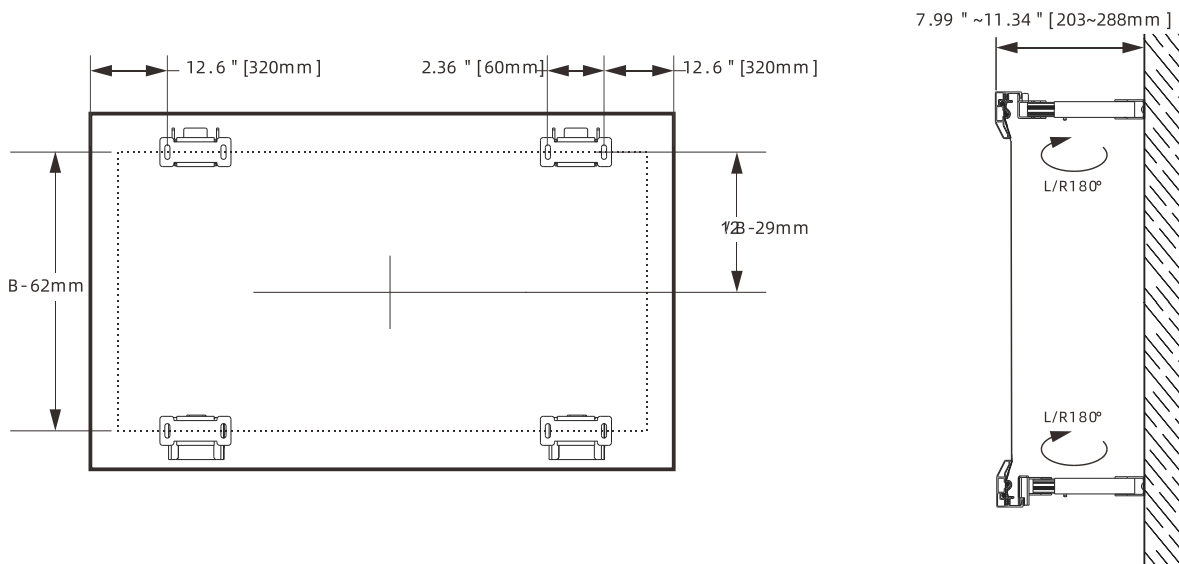
Fixed Frame Screen - curved SIZE »

\*Unit:mm

FORMAT	DIAG.SIZE	VIEWING AREA	OVERALL DIMENSIONS		R	L2	D	PACKAGE DIMENSIONS	APPROX. WEIGHT		NOTE
		(WxH)	L	B				W1xH1xL1	Kg	Lbs	
16:9	92 "	2037x1146	2220	1324	40 '	2214	90	255x255x1384	17.0	37.6	90mm Frame
	97 "	2147x1208	2331	1386	40 '	2324	96	255x255x1446	18.0	39.7	
	100 "	2214x1245	2398	1423	40 '	2391	99	255x255x1483	18.0	39.7	
	106 "	2347x1320	2531	1498	40 '	2524	105	255x255x1558	18.7	41.2	
	110 "	2435x1370	2620	1548	40 '	2612	110	255x255x1608	19.3	42.5	
	120 "	2657x1495	2842	1673	40 '	2833	123	255x255x1733	20.4	44.9	
	133 "	2944x1656	3130	1834	40 '	3121	140	255x255x1894	23.5	51.8	
	150 "	3320x1868	3509	2046	40 '	3499	166	255x255x2106	24.1	53.1	
	160 "	3542x1992	3729	2170	40 '	3718	183	255x255x2230	25.4	55.9	
	180 "	3985x2242	4173	2420	40 '	4160	219	255x255x2480	28.0	61.8	
	200 "	4428x2490	4617	2668	40 '	4603	259	255x255x2728	30.8	67.9	
	220 "	4870x2739	5060	2917	40 '	5045	304	255x255x2977	33.6	74.1	
	250 "	5534x3113	5725	3291	40 '	5708	379	255x255x3351	38.1	84.0	
16:10	92 "	1982x1239	2165	1417	40 '	2159	88	255x255x1477	17.2	37.9	
	97 "	2089x1306	2273	1484	40 '	2266	93	255x255x1544	18.0	39.7	
	100 "	2154x1346	2338	1524	40 '	2331	96	255x255x1584	18.4	40.6	
	106 "	2283x1427	2468	1605	40 '	2460	102	255x255x1665	19.0	41.9	
	110 "	2370x1480	2554	1658	40 '	2546	107	255x255x1718	19.6	43.3	
	120 "	2585x1616	2770	1794	40 '	2762	118	255x255x1854	20.9	46.0	
	133 "	2865x1790	3050	1968	40 '	3041	135	255x255x2028	21.8	48.1	
	150 "	3230x2020	3417	2198	40 '	3407	160	255x255x2258	24.7	54.5	
	160 "	3446x2154	3633	2332	40 '	3622	175	255x255x2392	26.1	57.5	
	180 "	3877x2423	4065	2601	40 '	4053	210	255x255x2661	28.8	63.6	
	200 "	4308x2693	4497	2871	40 '	4483	248	255x255x2931	31.7	69.9	
	220 "	4740x2963	4929	3141	40 '	4913	291	255x255x3201	34.7	76.5	
	250 "	5385x3366	5575	3544	40 '	5558	361	255x255x3604	39.3	86.7	
2.35:1	96 "	2244x955	2428	1133	40 '	2421	100	255x255x1193	16.6	36.7	
	100 "	2337x994	2522	1172	40 '	2514	105	255x255x1232	17.0	37.5	
	106 "	2478x1054	2662	1232	40 '	2654	112	255x255x1292	17.9	39.4	
	119 "	2781x1183	2967	1361	40 '	2958	130	255x255x1421	18.5	40.8	
	126 "	2945x1253	3131	1431	40 '	3121	140	255x255x1491	19.1	42.2	
	133 "	3108x1323	3295	1501	40 '	3285	151	255x255x1561	20.7	45.5	
	150 "	3506x1492	3693	1670	40 '	3682	180	255x255x1730	22.6	49.9	
	159 "	3716x1581	3904	1759	40 '	3892	196	255x255x1819	24.4	53.7	
	180 "	4207x1790	4395	1968	40 '	4382	239	255x255x2028	26.3	57.9	
	200 "	4674x1989	4864	2167	40 '	4849	283	255x255x2227	28.8	63.4	
	220 "	5142x2188	5332	2366	40 '	5316	333	255x255x2426	31.3	69.1	
	240 "	5610x2387	5800	2565	40 '	5782	388	255x255x2625	34.0	75.0	
	250 "	5843x2486	6034	2664	40 '	6016	417	255x255x2724	35.4	78.0	



## Installation



### PRODUCT NOTES

Screen length calculation formula:  $L = W + 188\text{mm}$

Formula for calculating package length:  $L1 = W + 238\text{mm}$

Packaging volume calculation formula:  $V = 0.065 \times (H + 238 / 1000) \text{m}^3$

#### Explanation:

1. The allowable error between the theoretical size and the actual size of the projected area is  $\pm 5\text{mm}$ , and the allowable error between the physical size and the size in the table is  $\pm 3\text{mm}$ , please refer to the actual one.

2. The allowable error between the actual weight and the weight in the table is  $\pm 1\text{kg} / 2.2\text{Lbs}$

- Specifications subject to change without notice.
- Custom formats and sizes are available upon request.
- Detail dimensional drawings, wiring diagrams and installation instructions available upon request.

# *Liberty* SCREEN PRO®