

T PRISM screen




PERFECT MATCH FOR UST PROJECTOR / LASER TV

SPECIAL IN-CEILING TENSIONED ALR SCREEN - AR

Premium Ambient Light-Rejecting Technology

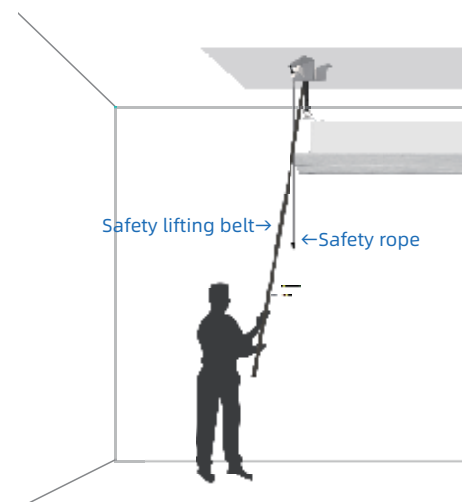


ADVANTAGE FRIENDLY FEATURES



BRIGHTER & BETTER

T PRISM is with 3D nano coating which combines the contrast and gain perfectly reaching 20000:1 cinema standard. With a nearly perfect viewing angle of 178° and big size range (100"-150"), it is capable of being viewed from extreme off axis positions even during day time with ambient light. When compared with normal matte white screen and other ALR fabric, the picture comes alive and maintains the contrast of the projector.



Save time and strength

Hidden installation method save 50% on labor: Unique user-friendly lifting gear device.




868MHz wireless & IR control both



Seamlessly hidden housing



Smart control system



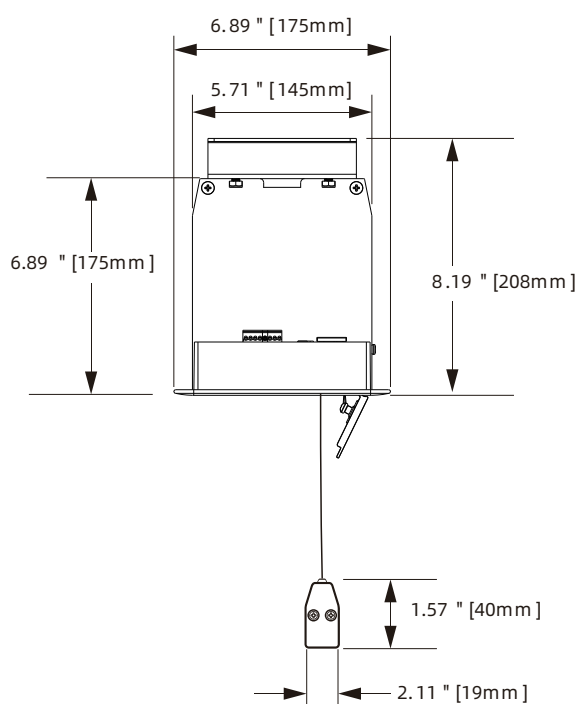
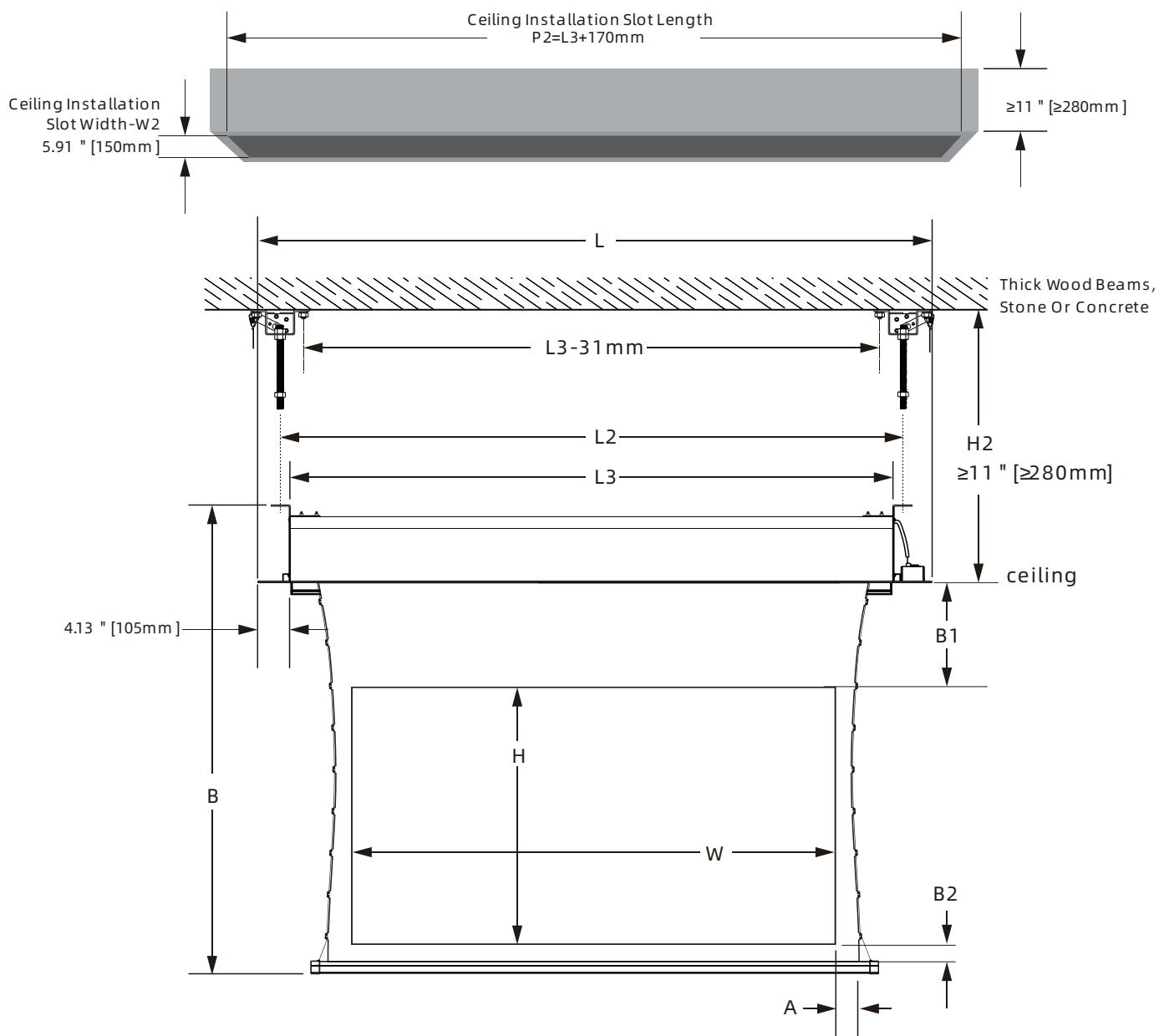
Auto follow cabin door

Special In-Ceiling tensioned ALR Screen SIZE »

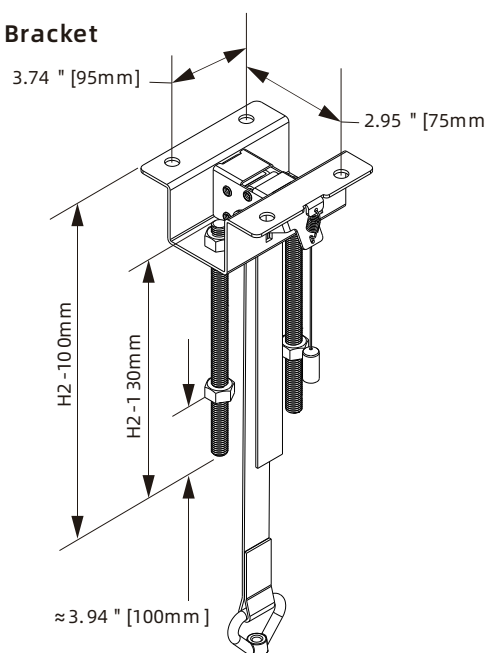
*Unit:mm

FORMAT	DIAG.SIZE	VIEWING AREA	BLACK BORDER			SCREEN OVERALL LENGTH	SCREEN OVERALL HEIGHT		CASE LENGTH	PACKAGE DIMENSIONS	APPROX. WEIGHT		NOTE
		(WxH)	Top(B1)	Bottom(B2)	L/R(A)	L	H	L/P2xW/W2	L3	W1xH1xL1	Kg	Lbs	
16:9	92"	2037x1146	400	50	60	2866	1844	2837x150	2667	235x235x2972	44.18	97.39	
	100"	2214x1245	400	50	60	3043	1943	3014x150	2844	235x235x3149	45.92	101.25	
	120"	2657x1495	400	50	60	3486	2193	3457x150	3287	235x235x3592	50.34	110.97	
	133"	2944x1656	400	50	60	3773	2354	3744x150	3574	235x235x3879	53.19	117.27	
	150"	3320x1868	400	50	60	4149	2566	4170x150	3950	235x235x4255	56.96	125.57	
16:10	92"	1982x1239	400	50	60	2866	1937	2837x150	2667	235x235x2972	43.73	96.42	
	100"	2154x1346	400	50	60	2983	2044	2954x150	2784	235x235x3089	45.48	100.27	
	120"	2585x1615	400	50	60	3414	2314	3385x150	3215	235x235x3520	49.88	109.97	
	133"	2865x1790	400	50	60	3694	2488	3665x150	3495	235x235x3800	52.77	116.34	
	140	3015x1885	400	50	60	3844	2884	3886x150	3645	235x235x3950	54.31	119.73	

DIMENSION CHART »



Hanging Bracket



Threaded rod $P = H2 - 130\text{mm}$

PRODUCT NOTES

Screen length calculation formula: $L = W + 829\text{mm}$

Formula for calculating package length: $L1 = W + 935\text{mm}$

Packaging volume calculation formula: $V = 0.0553 \times (W + 935/1000) \text{ m}^3$

Explanation:

1. The allowable error between the theoretical size and the actual size of the projected area is $\pm 5\text{mm}$, and the allowable error between the physical size and the size in the table is $\pm 3\text{mm}$,

please refer to the actual one.

2. The allowable error between the actual weight and the weight in the table is $\pm 1\text{kg} / 2.2\text{Lbs}$

3. H1 refers to the height dimension between the ceiling and the ceiling

4. The length of the screw rod needs to be determined according to H2. The screw size must be cut to the required length before installation.

- Specifications subject to change without notice.

- Custom formats and sizes are available upon request.

- Detail dimensional drawings, wiring diagrams and installation instructions available upon request.



25/4 Part, Nicholson Road, Tarbunde,
Secunderabad - 500009 Telangana, India.

Tel: +91(0)40-40165862 / 27955419

Mobile: + 91(0)9959024099 / 9908244099

CIN: U32304TG2007PTC056103

E-mail: sales@av-visionindia.co.in

www.av-visionindia.co.in

Sams AV-Tech (ShenZhen) Co., Ltd.

WEB: www.samsav.com