


## FANCY SERIES

### Modern Minimalist Design

No matter the installation environment, the Grandview Fusion Series is designed to seamlessly integrate with any type of decor. The new bottom bar features the patented Spring-Sealed System ensures a smooth closure into the casing with an enclosed finish.



## FANCY SERIES TAB-TENSION SCREEN

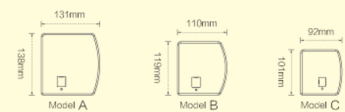


- Model A applies to sizes 150"-240", Model B applies to sizes 100"-150"
- Floating Wall Mount / Ceiling Mount / Suspended Mount - various mounting options make the installation easy and quick
- RF/IR Remote Control, RS485, Dry Contact Control etc. - the variety of control systems allows controls to be done via central control or remote control

### Tension Adjustment System

With a unique adjustable auto tension system, the screen surface is taut and tensioned at every point to ensure a perfect projection surface. If adjustment is needed, the hexagon knob can be turned to ensure there are no wrinkles, V waves or imperfections.

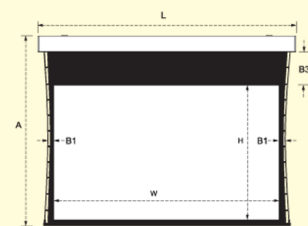
\* Control options, installation and standard/optional accessories are the same as the Integrated Motorized screen



End-Cap Diagram

### Specifications

Aspect Ratio	Diagonal (Inch)	Viewing Area WxH (mm)	Overall Height A (mm)	Blackcrop B3 (mm)	L & R Border B1 (mm)	Overall Length L (mm)	Net Weight (Kg)	Power (W)	Casing Model A/B/C	Fabric Options:			
										WW3	WB5	GG3	RE3
4:3	100"	2030x1524	2087	400	130	2386	14.8	98	C	●	●	●	●
	120"	2438x1829	2396	400	130	2796	17.3	98	B	●	●	●	●
	150"	3050x2286	2909	400	130	3401	27.4	98	A	●	●	●	●
16:9	92"	2030x1145	1698	400	130	2386	14.8	98	C	●	●	●	●
	100"	2214x1245	1798	400	130	2570	16.5	98	B	●	●	●	●
	106"	2340x1320	1873	400	130	2690	17.1	98	B	●	●	●	●
	120"	2656x1494	2047	400	130	3009	24.3	98	B	●	●	●	●
	150"	3320x1867	2490	400	130	3675	34.7	98	A	●	●	●	●



Front View

